




Udayan Kidz
Pre School & Day Care

SENIOR KG

Session – 2026-2027





Dear Parents,

Summer vacation are starting from 18th May 2026 to 21st June 2026 and school will reopen on 22nd June 2026. During the summer vacation try to spend quality time with your children.

In this summer vacation, we have planned some holiday homework such as activities, worksheets, and many more for children to enhance his/her learning skills in a fun filled way and to ensure that they will continue the learning process within the security of their homes. Please make sure that your child keeps in touch with reading, writing and practicing school work.

IMPORTANT TIPS FOR PARENTS AND STUDENTS

- It's SUMMER TIME again. Time for strengthening family bond, tying threads of family tree, sharing joys and sorrows, having a good time together. Do shower your love and care on people you meet and get loads of blessings in return.
- Follow a routine.
- Start your day with yoga and exercises.
- Eat healthy and nutritious food.
- Help your family in household work.
- Enjoy indoor games.
- Take good care of your health and hygiene. Avoid heavy and oily food and increase intake of fresh fruits and water to keep yourself well hydrated and energetic.
- Use Holiday Homework as an opportunity to spend quality time together. Let your child take the lead and use his/ her imagination, creativity and knowledge to do the assigned task. The role of the parent is to be a facilitator and guide to steer the child in the right direction. He/ She will find his own destination. Original work of students will receive greater recognition and appreciation.

This way, you can make vacation more interesting and meaningful. We are certain that you will cooperate with us always in endeavour. I thank you all for your support.



Note:

- Make your ward complete the holiday homework.
- All the homework should be done in three in one Notebook.
- All Activity work should be done in Scrapbook.
- Subject wise homework has been mentioned below





NUMERACY SKILLS

- Write forward counting 1 to 50 (2 times)
- Write backward counting 30 to 1 (5 times)
- Reiterate the concept of
 - BIG & SMALL
 - IN & OUT
 - UP & DOWN
 - TALL & SHORT
 - HEAVY & LIGHT



LITERACY SKILLS

- Write uppercase and lower case letters Aa – Zz (5 times)
- Learn phonic sounds of each letter A to Z
- Write 5 words from each sound “at, an, ag, ap, ab, am, ad”
- Enhance your reading ability.
- Learn story “The Lion and the mouse”.
- Learn rhymes

हिंदी

- स्वर “अ-अः” लिखित अभ्यास करें (5 times)
- व्यंजन क वर्ग लिखित अभ्यास करें (5 times)
- 5 फलों के नाम याद करें
- 5 सब्जियों के नाम याद करें



GENERAL AWARENESS



- Learn myself (oral)
- Learn My Family (oral)
- Learn My School (oral)
- Learn the names of body parts.
- Learn 5 fruits name.
- Learn 5 vegetables name.
- Explore things we use in summer season.

ACTIVITIES

- Make a House and paste match stick.
- Make a family tree with waste material and paste pictures.
- Make a Cat using bangles.
- Draw Giraffe and Dog using your hand.
- Click the picture and paste them in the scrapbook with title whatever you have done in this vacation.




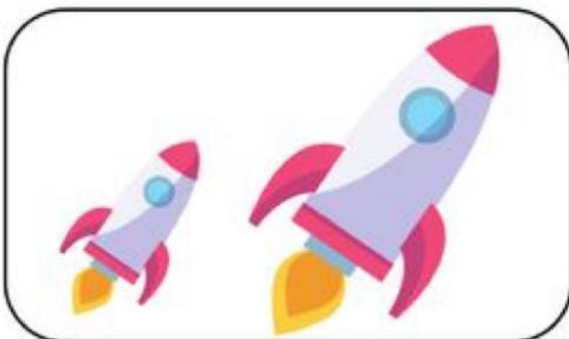

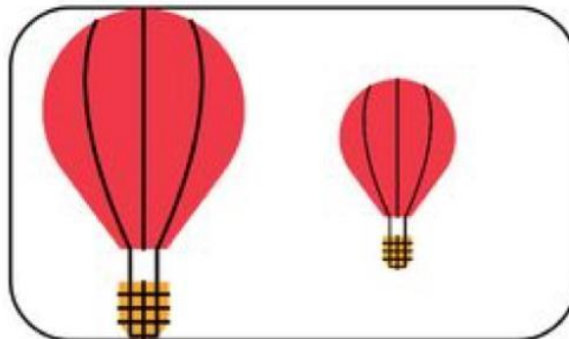





Trace the circles and colour it..





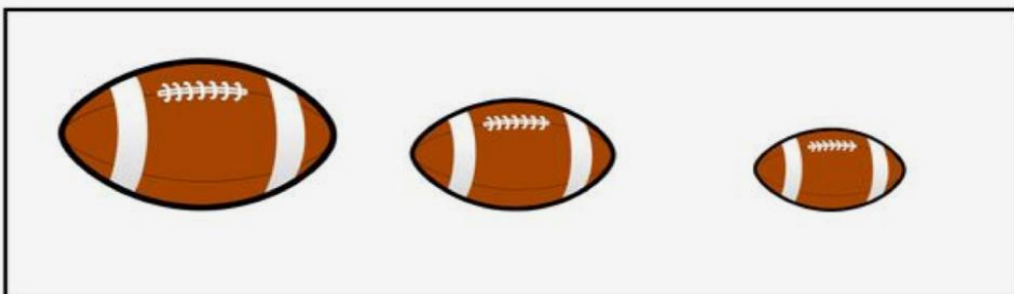


Circle the biggest object and cross the smallest object in each group






Circle the biggest objects in each group .







How many go up and how many go down .

up down





Read the picture and tell something about it and try to create your own story.





Identify and match the body parts.

Ear

Hair

Eye

Neck

Mouth



Nose

Hand

Arm


Leg

Foot





Trace and colour the objects yellow.



yellow

yellow

yellow



Trace the words and circle the animals that are orange.

orange

orange

orange

orange

orange



orange


orange





Look and match -5 sense organs.





G.K.

Instructions: Encourage your child to learn the answers of the following questions orally.

Q.1 What is your name?

Ans. My name is _____.

Q.2 What is your Father's name?

Ans. My Father's name is _____.

Q.3 What is your Mother's name?

Ans. My Mother's name is _____.

Q.4 How many members do you have in your family?

Ans. I have ___ members in my family.

Q.5 How old are you?

Ans. I am _____ years old.

Q.6 Where do you live?

Ans. I live in _____.

Q.7 In which class do you study?


Ans. I study in class Senior K.G.

Q.8 In which school do you study?

Ans. I study in _____.

Q.9 Who is your class teacher?

Ans. Ms. _____ is my class teacher.





प्रिय अभिभावक,

नमस्कार

आपसे विनम्र अनुरोध है कि नीचे आपके बच्चे के दैनिक जीवन से जुड़ी कुछ अच्छी आदतें दी गई हैं। क्या आपका बच्चा अपने दैनिक जीवन में इन अच्छी आदतों का अनुसरण करता है। कृपया हां/ना में उत्तर दें।

अच्छी आदतें

1. क्या आपके बच्चे ने सुबह उठकर सबसे पहले अपने बडों का अभिवादन किया?
2. क्या आपके बच्चे ने दंतध्वान एवं नित्य क्रिया से निवृत्त होकर ॐ का उच्चारण किया?
3. क्या आपका बच्चा अपने से बडों का सम्मान करता है?
4. क्या आपका बच्चा हमेशा सच बोलता है?
5. क्या आपका बच्चा अपना गृहकायय समय पर पूरा करता है?
6. क्या सभी के साथ आपके बच्चे का व्यवहार अच्छा होता है?
7. आपका बच्चा अपने छोटे से प्यार करता है?
8. आपके बच्चे ने कभी किसी का मजाक उड़ाया है?
9. क्या आपका बच्चा जरूरत मंद की सहायता करता है?
10. क्या आपका बच्चा पौष्टिक भोजन करता है?





PROJECT WORK-1

Discover the magical word of science through these exciting experiments. We might spot an Einstein, Newton or Madame Curie amongst our little UKitess..



Let's make a lava lamp

What you need:-

- Flask or empty bottle
- $\frac{3}{4}$ cup of water
- Vegetable oil
- Fizzing tablets such as Alka Seltzer tablets
- Food colouring

What to do:-

- Fill the flask most of the way with your choice of oil.
- Fill the rest of the flask with water. The oil floats and the water sinks to the bottom of the jar under the oil and looks like little, clear blobs.
- Add a few drops of food coloring; your choice of color. The food coloring is water-based, so it will also sink and color the water that is now at the bottom of the flask.
- Break an Alka-seltzer tablet into a few small pieces, and drop them in the flask one at a time.
- xWatch your lava lamp erupt into activity! As the chemical reaction slows down, simply add more Alka-seltzer.






PROJECT WORK-2

Lets make a 3D My Neighbourhood


Materials needed:


1. Shoebox lid or cardboard base
- Chart paper, colored paper
- Small cardboard boxes or blocks (for buildings)
- Glue, child-safe scissors, tape
- Crayons or markers
- Cotton (clouds), bottle caps (vehicles or wheels)
- Printouts or drawings of:
 - House
 - School
 - Hospital
 - Park
 - Market/shop
 - Road & vehicles
 - Trees, people, traffic light (optional)



Instructions:

1. **Prepare the Base:** Use a shoebox lid or cardboard base. Cover it with green or brown paper as land and black/grey strip as road.
2. **Create Buildings :**Use small cardboard boxes to represent buildings (house, school, hospital, etc.). Cover them with colored paper and label each one.
3. **Add Roads and Vehicles:** Draw roads using black paper strips or markers. Paste cutouts or small toys to represent cars, buses, and traffic signals.
4. **Decorate the Scene:** Add trees using green and brown paper. Place a park area with small benches, swing cutouts, or people (optional).





UKites Little chef (No Bake No Cook)

"One, two, three, four, five

Once I baked my favourite pie

Six, seven, eight, nine, ten

Then I baked it once again."

On occasion of Father's day, let's celebrate and honor our fathers. Put on your chef's cap and get going in the kitchen. This mouth watering recipe might become your all time favourite. Let's make a special dish for your dad and spend some time with him.

CHOCOLATE DESERT:-

Kids will love getting their hands dirty with this fun homemade dessert activity.



INGREDIENTS:-

- 1)Wheat bread(crumbled)
- 2)Chocolate sauce
- 3) Sugar syrup
- 4)Fresh cream
- 5) Cherry (for garnishing)



METHOD:-

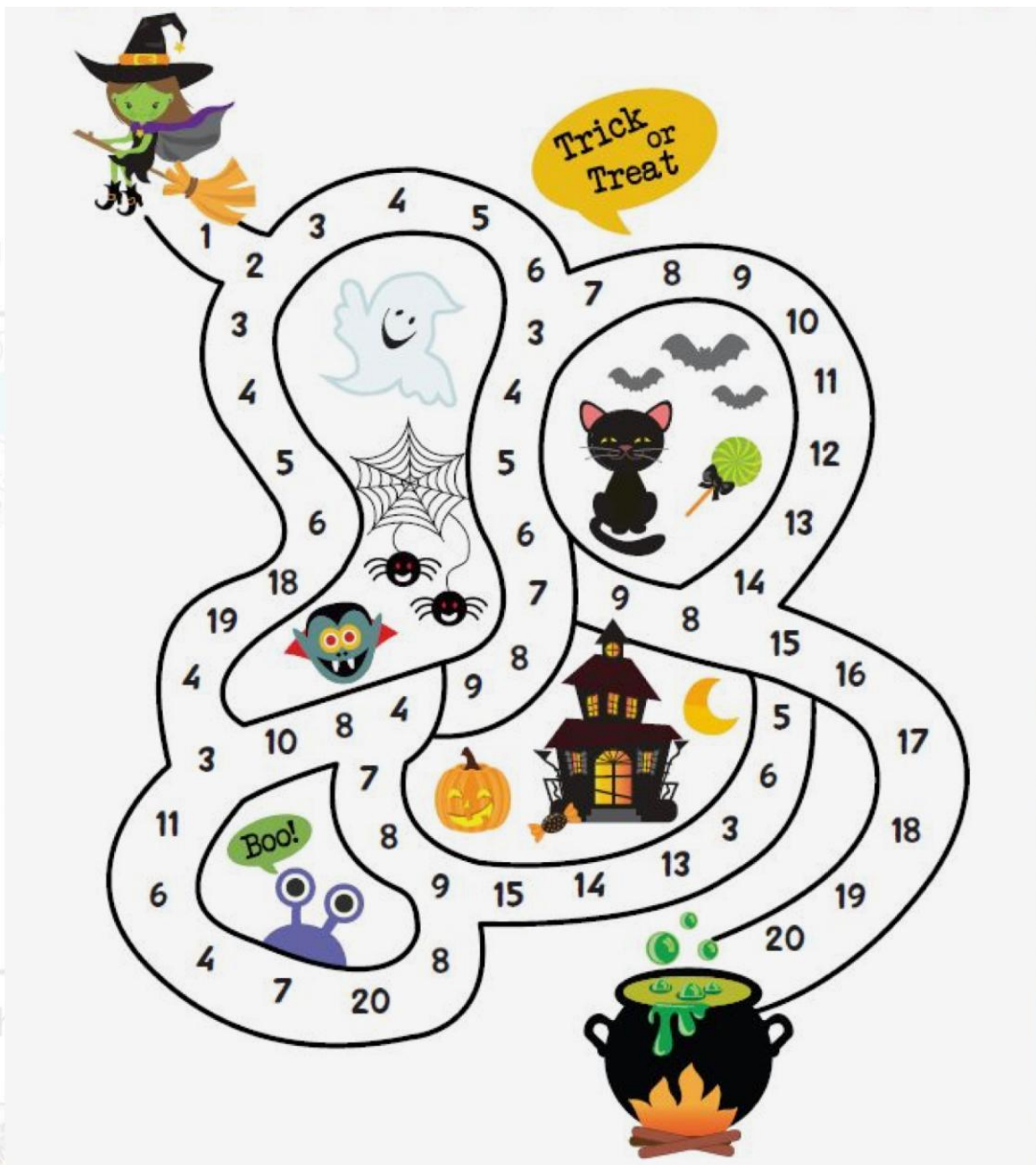
- Take a bowl and add wheat bread (crumbled) into it.
- Add some sugar syrup so that bread gets moist.
- Now add chocolate syrup and make a layer of it.
- Similarly add fresh cream and make another layer of it.
- Repeat the steps and make alternate layers of wheat bread, fresh cream and chocolate syrup.
- Garnish it with cherry and refrigerate it for at least 20 minutes. Serve it with love.







FUN TIME

Follow the numbers in order from 1 through 20 to help the witch get to her cauldron.






Help the bee fly to the flower!



Wishing all my lovely children a very Happy Summer Vacation.

Stay safe and healthy and drink lots of fluids to keep yourselves hydrated.

www.udayankidz.com



Udayan Kidz

Premium Pre School & Day Care Centre

Global Pratibha
International School
Sector-8, Dwarka

Zigyasa
Sr. Sec. School
Chhawla, New Delhi

Midfields
Sr. Sec. School
Najafgarh, New Delhi

Global Pratibha School
Ashiana Nagar, Patna

Udayan Kidz
Sec-13, Dwarka

Udayan Kidz
Sec-8, Dwarka

Udayan Kidz
Sec-17, Dwarka

Udayan Kidz
Sec-108, Guguram

Udayan Kidz
A.G. Colony, Patna

www.udayankidz.com